


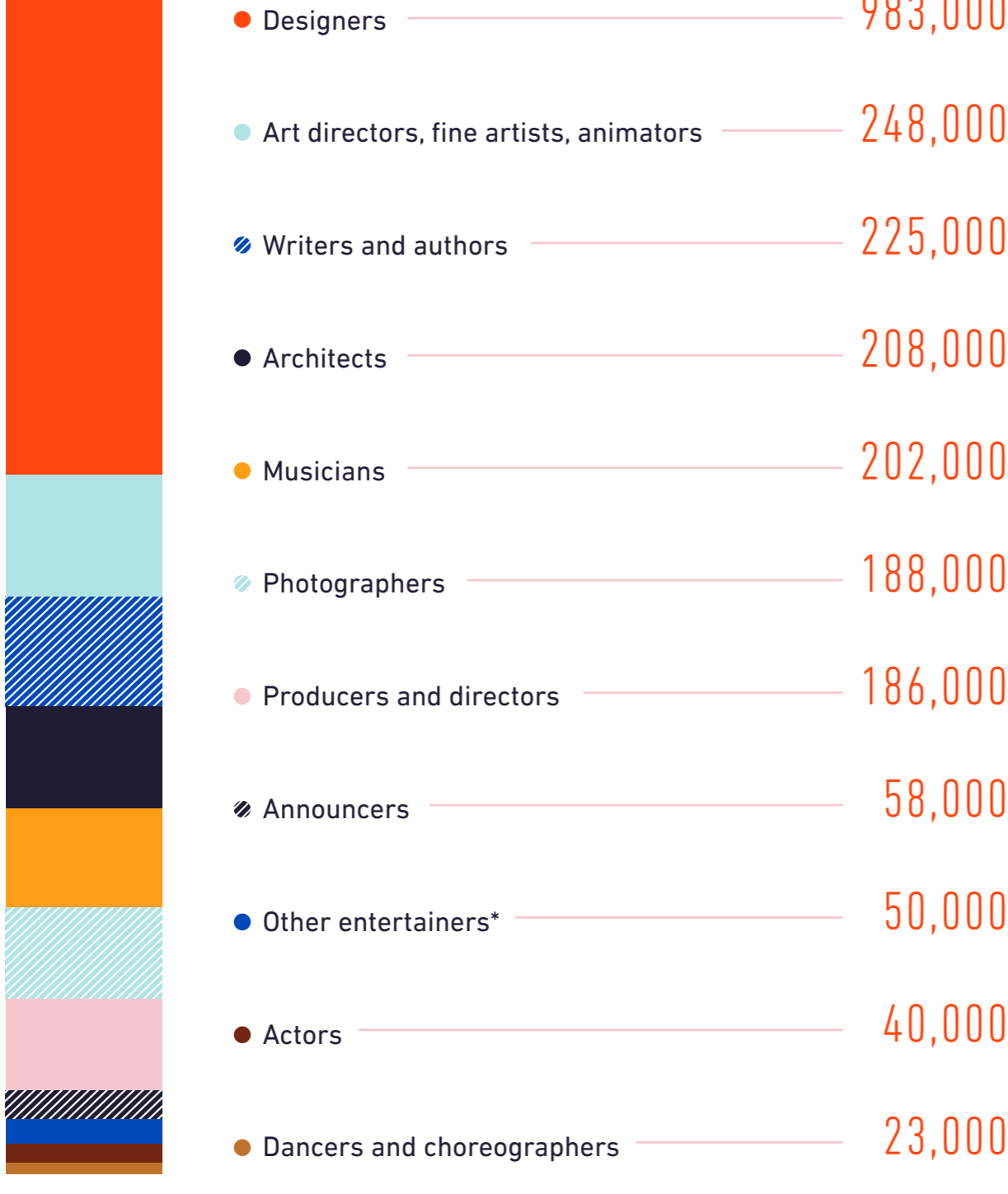
# WORKING ARTISTS IN AMERICA

THERE ARE MORE THAN 2.4 MILLION PEOPLE IN THE U.S. WHOSE PRIMARY JOB IS ARTIST.

## EMPLOYMENT BY SELECTED OCCUPATION GROUP



## 2019 ARTIST EMPLOYMENT



THERE ARE ROUGHLY

# 5 MILLION

total workers in the broader arts and cultural sector, artists and non-artists alike.

## THE SAME BUT DIFFERENT

In many ways, working artists look a lot like the rest of the American workforce, but there are key differences:

### MEDIAN EARNINGS

U.S. workers: \$44,640

Artists: \$52,800

Architects: \$76,680

### MEDIAN AGE

U.S. workers: 41

Artists: 41

Musicians: 45



### PERCENT SELF-EMPLOYED

U.S. workers: 9.4%

Artists: 34.1%

Photographers: 55.9%

### UNEMPLOYMENT RATE

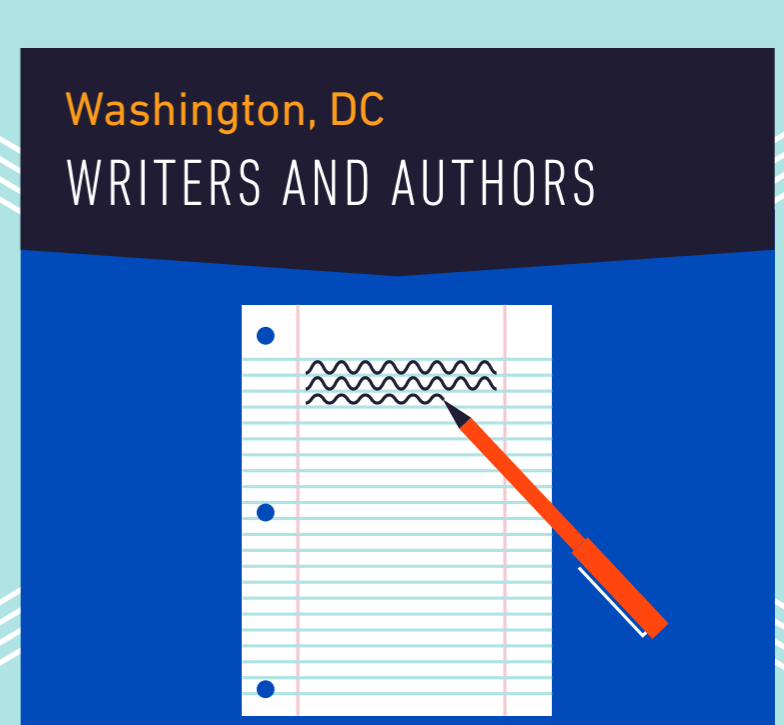
U.S. workers: 3.3%

Artists: 3.7%


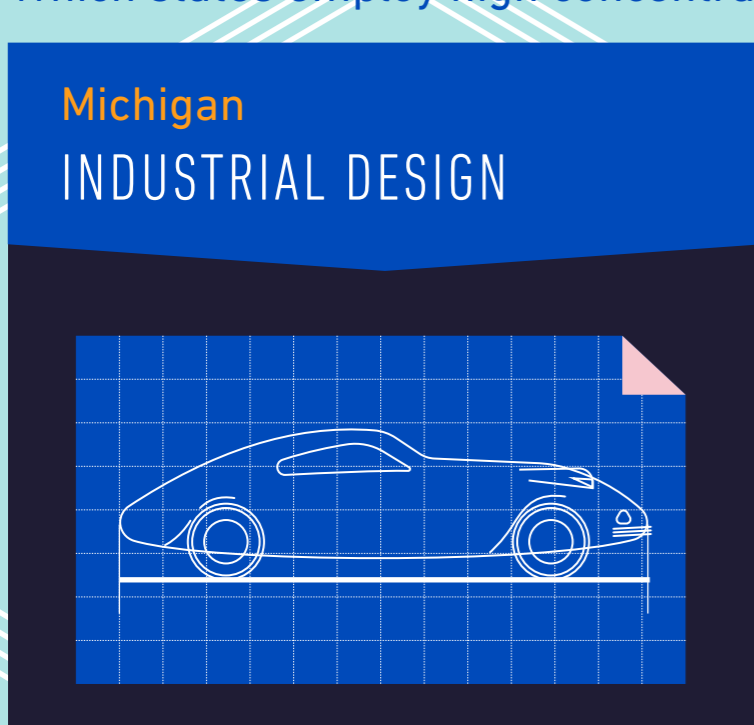
Designers: 2.9%

## GEOGRAPHY

Which states have a high concentration of artists?



Which states employ high concentrations of arts and cultural workers?



Artists are well-educated

# 1.8X

more likely than other workers to have a college degree

63%

ARTISTS

36%

ALL U.S. WORKERS

American artists are important to our nation's cultural vitality and the prosperity of our communities. Arts Endowment research demonstrates the powerful connection between the creative workforce and our nation's economic health.

**NATIONAL ENDOWMENT** for the **ARTS**  
arts.gov



ARTS.GOV



/NationalEndowmentfortheArts



@NEAArts



/NEAArts